

## ALL AREA COMMITTEES November / December 2012

Title of paper:	<b>WARD PERFORMANCE REPORTS - Q2</b>	
Director(s)/ Corporate Director(s):	Andy Vaughan Director of Neighbourhood Services	Wards affected: All
Contact Officer(s) and contact details:	Heidi May North Locality Manager <a href="mailto:Heidi.may@nottinghamcity.gov.uk">Heidi.may@nottinghamcity.gov.uk</a> Dorothy Holmes South Locality Manager <a href="mailto:Dorothy.holmes@nottinghamcity.gov.uk">Dorothy.holmes@nottinghamcity.gov.uk</a> John Marsh Central Locality Manager <a href="mailto:John.marsh@nottinghamcity.gov.uk">John.marsh@nottinghamcity.gov.uk</a>	
<b>Other officers who have provided input:</b>	Dave Halstead Head of City Services <a href="mailto:Dave.Halstead@nottinghamcity.gov.uk">Dave.Halstead@nottinghamcity.gov.uk</a> Christine Oliver Senior implementation Manager Crime and Drugs Partnership <a href="mailto:Christine.oliver@nottinghamcity.gov.uk">Christine.oliver@nottinghamcity.gov.uk</a>	

### Relevant Council Plan theme(s):

<b>World Class Nottingham</b>	x
<b>Work in Nottingham</b>	x
<b>Safer Nottingham</b>	x
<b>Neighbourhood Nottingham</b>	x
<b>Family Nottingham</b>	x
<b>Healthy Nottingham</b>	x
<b>Leading Nottingham</b>	

### Summary of issues (including benefits to customers/service users):

The ward performance reports provide updates on key issues and themes which link back to local priorities and the strategic themes in the Nottingham Plan 2020. The reports provide summary updates on the following key themes:

- Ward priorities
- Community engagement
- Finance
- Safer theme - Crime and anti social behaviour (ASB)
- Neighbourhood theme - Environmental issues and Housing
- Working theme - Unemployment rates
- Health Theme – local health priorities

### Recommendation(s):

1 Area Committee note and comment on the Ward Performance Reports for quarter 2 2012/13.

### 1 **BACKGROUND**

1.1 Neighbourhood Working has been important for a number of years in Nottingham as a means of engaging better with citizens and to drive forward service improvement.

1.2 The Nottingham Plan has a goal that 'public service delivery will be better integrated and appropriately devolved, ensuring more accessible and responsive services for all

and giving residents more control over what happens in their neighbourhoods'; the Ward Performance reports help to support this.

- 1.3 The Ward Performance Reports captures work at a local level to support the Nottingham Plan; it is a short summary of key updates on priorities and issues in the ward. More detailed implementation plans sit behind the report such as the Ward Action Plan, Neighbourhood Action Team's Action Log, Crime Drug Partnership (CDP) plans and other partner's implementation plans.
- 1.4 The Ward Performance Reports are co-ordinated by Neighbourhood Development Officers every quarter, with the data analysis undertaken by the CDP.

## **2 REASONS FOR RECOMMENDATIONS (INCLUDING OUTCOMES OF CONSULTATION)**

- 2.1 Ward performance reports provide a descriptive and statistical picture of what is happening at a ward level and invite community representatives to comment, debate, and challenge and identify how they can add value to improve their neighbourhoods.
- 2.2 Ward performance reports also monitor progress in the wards and act as a catalyst for debate about the key performance issues impacting upon the ward on a quarterly basis.

## **3 OTHER OPTIONS CONSIDERED IN MAKING RECOMMENDATIONS**

- 3.1 None

## **4 FINANCIAL IMPLICATIONS (INCLUDING VALUE FOR MONEY)**

- 4.1 None

## **5 RISK MANAGEMENT ISSUES (INCLUDING LEGAL IMPLICATIONS, CRIME AND DISORDER ACT IMPLICATIONS AND EQUALITY AND DIVERSITY IMPLICATIONS)**

- 5.1 None

## **6 EQUALITY IMPACT ASSESSMENT**

Has the equality impact been assessed?

Not needed (report does not contain proposals or financial decisions)



## **7 LIST OF BACKGROUND PAPERS OTHER THAN PUBLISHED WORKS OR THOSE DISCLOSING CONFIDENTIAL OR EXEMPT INFORMATION**

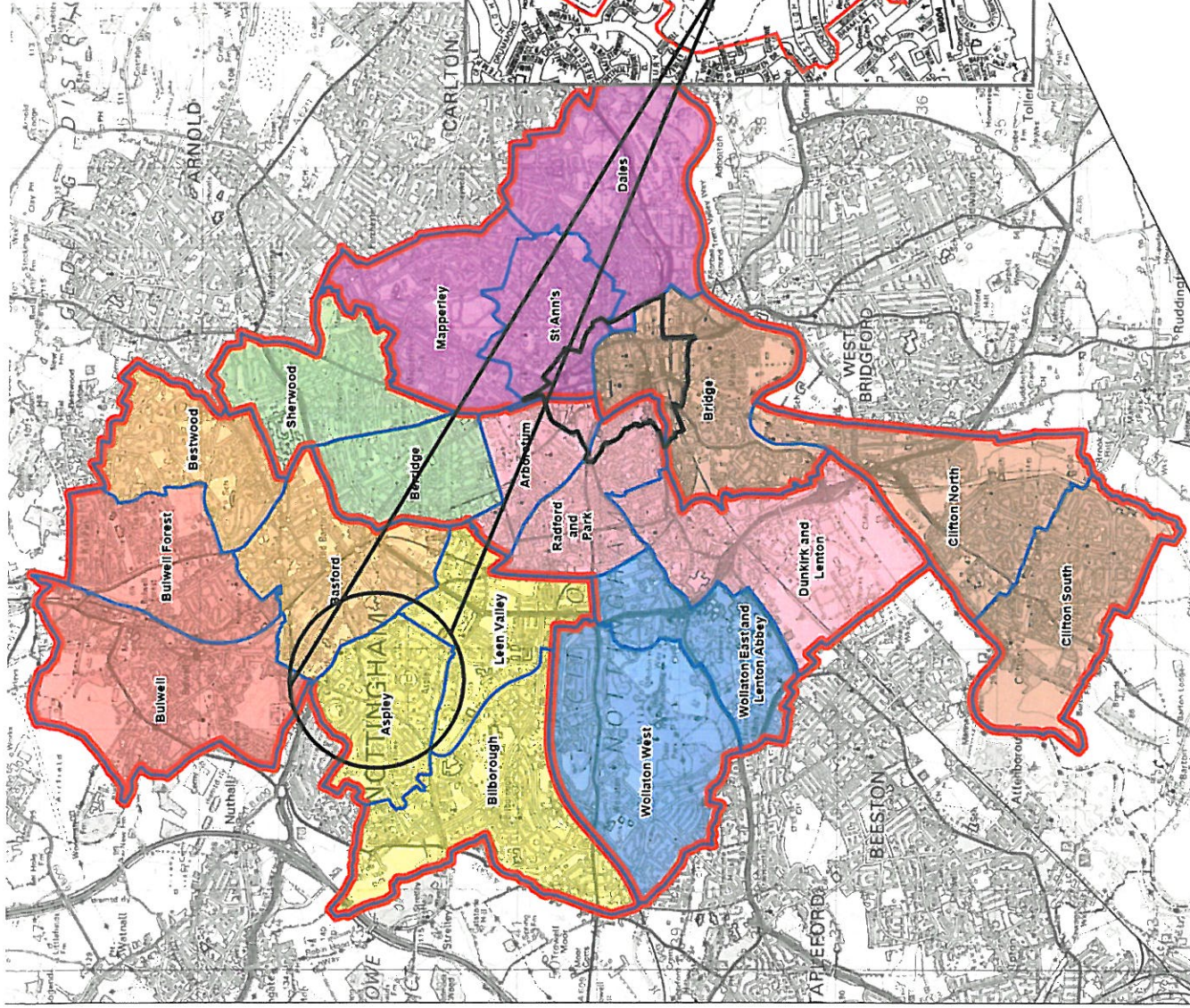
- 7.1 Neighbourhood Working Framework 2012 CLT report

## **8 PUBLISHED DOCUMENTS REFERRED TO IN COMPILING THIS REPORT**

- 8.1 None

# Aspley Ward

## Area Committee Executive Summary



December 2012



# Ward priorities – Progress update

THEME	PRIORITY	KEY ACTIONS
SAFER	<ul style="list-style-type: none"> <li>a) Anti Social Behaviour</li> <li>b) Drugs</li> <li>c) Criminal Damage</li> </ul>	<ul style="list-style-type: none"> <li>•Increased police patrols and Bells Lane Youth Club commenced 26/10/2012 as a direct solution to ASB issues on the Bells Lane estate.</li> <li>•Multi-Agency Cannabis Action Plan being developed.</li> </ul>
NEIGHBOURHOODS	<ul style="list-style-type: none"> <li>a) Reduce incidents of dog fouling on streets</li> <li>b) Improve visual appearance of neighbourhoods</li> <li>c) Maintain Aspley Estate at 3*</li> </ul>	<ul style="list-style-type: none"> <li>a) Target areas to remove dog fouling and promote responsible dog ownership)</li> <li>b) i) Improve cleanliness in ward; ii) Tackle grot spots; iii) Overgrown hedges and untidy gardens</li> <li>c) As rated by tenant service</li> </ul>
FAMILIES	<ul style="list-style-type: none"> <li>a) Embed Family Support Strategy via use of Family Support Pathway at a Ward Level</li> <li>b) Work with Partners to improve early intervention with Families inc increasing use of CAF, referral routes into Family Community Team Family Support services and workforce development</li> <li>c) Increase awareness and engagement of the impact on children and young people of domestic violence</li> <li>d) Review approaches to delivering services for Children and young people living within the Aspley Ward</li> </ul>	<ul style="list-style-type: none"> <li>a) Improve Services and support available for young people and families</li> <li>b) Improve quality of life and aspirations for young people</li> <li>c) (Behaviours of young people)</li> <li>d) (Lack of appropriate provision for young people)</li> </ul>

# Ward priorities – Progress update

THEME	PRIORITY	KEY ACTIONS
HEALTH	<ul style="list-style-type: none"> <li>a) Reduce rates of Smoking</li> <li>b) Increase levels of physical activity</li> <li>c) Healthy eating</li> </ul>	<ul style="list-style-type: none"> <li>a)               <ul style="list-style-type: none"> <li>i, Stop smoking treatments/services;</li> <li>ii) More opportunities to distract smokers;</li> <li>iii) More local support and information to help smokers stop;</li> <li>iv) Information on harmful effects of smoking</li> </ul> </li> <li>b) 30% feel that their family is already active, and nearly half feel that free / low cost activities would encourage them to be more active. Improved parks and open spaces would also help – selected by 173 respondents</li> <li>c)               <ul style="list-style-type: none"> <li>i, Affordable and accessible fresh food;</li> <li>ii) Cook and sessions</li> <li>iii) Access to healthy food</li> </ul> </li> </ul>
WORKING	<ul style="list-style-type: none"> <li>a) Jobs</li> <li>b) Training</li> </ul>	<p>Economic Development and BEST (Broxtowe Education Skills and Training will be giving a presentation on the Employment Initiatives in the Area at 5<sup>th</sup> December 2012 Area Committee.</p>

# Community Engagement

## Events

EVENT	LEAD PARTNERS	DATE	Venue
Christmas Bazaar	Bells Lane Community Centre	1 <sup>st</sup> December, 1.00pm-4.0pm	Bells Lane Community Centre
Over 50's Christmas Mean	Bells Lane Community Centre	14 <sup>th</sup> December 1.30pm	Bells Lane Community Centre
Christmas Summer Fare and Open Day	Phoenix Adventure Playground	14 <sup>th</sup> December 3.30pm-5.30pm	Phoenix Adventure Playground
Aspley & Bells Lane Tea Dance	Aspley & Bells Lane Partnership	14 <sup>th</sup> December 12.30pm	Minver Sports Centre
Children's Christmas Party	Phoenix Adventure Playground	20 <sup>th</sup> December 3.15pm-5.15pm	Phoenix Adventure Playground
Children's Christmas Party	Bells Lane Community Centre	22 <sup>nd</sup> December time tbc	Bells Lane Community Centre

## Ward Walks

EVENT	Date / Time	Meeting Point
Aspley Estate (887)	19 <sup>th</sup> November 2012 @ 10am	ACTC, Minver Crescent
Broxtowe Estate (636)	21 <sup>st</sup> January 2012 @ 10am	Aspley Housing Office

# Finance

## Ward Councillor Budgets

Total Amount allocated/committed since April 2012 - £61,630.21

Remaining Balance - £92,647.00

## Area Capital Fund

Total Amount allocated this period £0

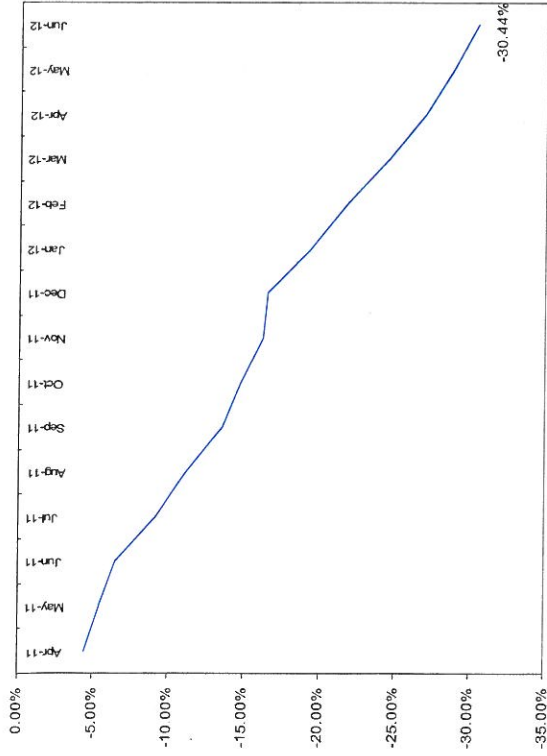
Budget Remaining Unallocated £683.00 (inc. of 2012-2013 allocation)

## Others – Section 106, NCH Environmentals, Other Funding


None this period



% Change over 2010/11 Baseline (Rolling 12 Month Totals)



# Crime




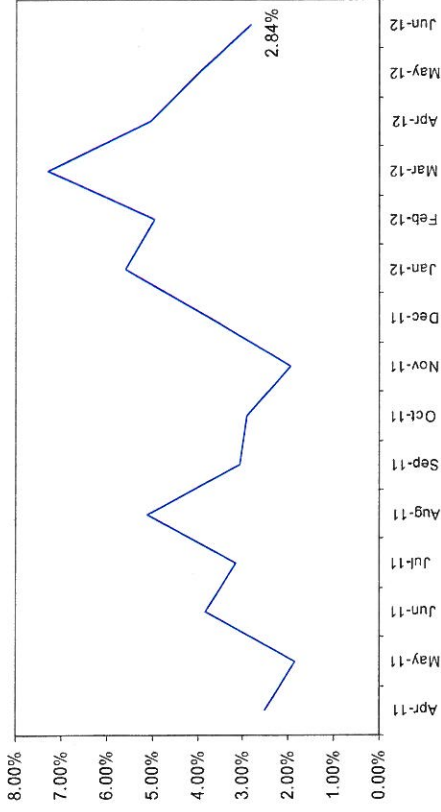
\*Refers to June 2012 compared to June 2011

- **All Crime** in Your Ward is showing a decrease over the previous year's month.
- For the year ending 2011/12 All Crime in Your Ward was showing a decrease, and the by looking at the above Graph this shows that All Crime is down **-30.4%** against the 2010/11 Baseline.
- The Baseline graph highlights a decrease by a sizeable amount and that the current month's performance was not an anomaly
- For the current year; all offences are showing reductions with the exception of 'Theft'. However, this is only up **one** offence

**You Ward Contact: Inspector Name**

# Core ASB

% Change over 2010/11 Baseline (Rolling 12 Month Total)



\* June 2012 compared to June 2011

- **Core ASB** is showing a reduction compared to the previous year's month
- Your Ward ended the year 2011/12 recording an increase on the previous year by +7%. However since this high point (as seen via the Baseline graph) there has been a decrease, with June ending on +3% over a 2010/11 baseline.
- In June, of the three ASB types: 10% of ASB calls were tagged as ASB Environmental, ASB Personal 11% and ASB Nuisance 78%.
- This hierarchy of calls is in keeping with the City's numbers, although the proportion of ASB Nuisance and Environmental calls are *slightly* higher than what the City's percentage was, with ASB Personal lower.

**Your Ward ASB Contact: Inspector Name**

## Graffiti Reports

<b>RED</b>	
<b>AMBER</b>	
<b>GREEN</b>	<b>7 fewer reports</b>

## Fly Tipping

<b>RED</b>	<b>8 more reports</b>
<b>AMBER</b>	
<b>GREEN</b>	

## Cleanliness Index

<b>RED</b>	
<b>AMBER</b>	<b>Same score</b>
<b>GREEN</b>	

- All data refers to a comparison with the previous year's month
- It is proposed that performance over time graphs be used for each indicator
- Historic data for comparison is not available for dog fouling

# Methodology

This document contains a combination of data sources including actual data that has been redacted and 'false data'. The purpose of this document is to provide an idea of what a Ward Report *could* look like.

Regarding the Ward Reports and the use of Crime and ASB it would be proposed that this data be 'mapped' to the Ward boundaries and extracted to provide figures. This is so the City Centre crimes/ASB incidents that fall within the City do not impact on the figures of the Wards that include some of the City Centre

The Crime, ASB and Cleanliness Index scores have been given a RAG rating based on their comparison to the previous year's performance.